

ANUROOP PACKAGING LIMITED

CIN: U25202MH1995PLC093625

REGISTERED OFFICE ADDRESS : 105, Ambiste (Budruk), Gaurapur Road, At Post Khanivali, Taluka - Wada, District - Palghar, 421 303

Tele No. +91-22-49240182/3

Email id: anurooppackaging@gmail.com

Website: www.anurooppackaging.com

Statement of Audited Standalone Financial Results for the Half and Year ended March 31, 2021

Rupees in Lakhs



Sr. No	Particulars	Figures for the half year ended on			Financial year ended on	Financial year ended on
		31-03-2021	30-09-2020	31-03-2020	31-03-2021	31-03-2020
		(Audited)	(Un-Audited)	(Audited)	(Audited)	(Audited)
1	INCOME FROM OPERATIONS					
	(a) Revenue from operations	409.02	50.01	295.56	459.03	636.94
	(b) Other Income	2.96	23.77	13.21	26.73	14.00
	Total Income	411.98	73.78	308.78	485.76	650.94
2	Expenses:					
	(a) Cost of Materials consumed	287.67	22.83	193.55	310.50	383.39
	(b) Change in inventories of stock in trade	(3.50)	4.40	(1.82)	0.90	2.46
	(c) Employee Benefit Expenses	17.62	16.71	13.72	34.33	24.87
	(d) Finance Cost	20.38	14.74	18.24	35.12	37.07
	(e) Depreciation and Amortization Expense	7.83	7.60	6.00	15.43	11.84
	(f) Other Administrative Expenses	28.87	3.95	34.39	32.82	55.84
	Total Expenses	358.87	70.22	264.07	429.10	515.47
3	Profit /(Loss) before Tax (1-2)	53.10	3.56	44.71	56.66	135.46
4	Tax Expenses					
	(a) Current Tax	13.18	0.00	8.77	13.18	30.81
	(b) Deferred Tax	1.10	1.07	2.42	2.17	3.22
5	Net Profit / (Loss) for the period (3-4)	38.82	2.49	33.51	41.31	101.43
6	Other Comprehensive Income			-	-	-
7	Paid - Up equity share capital (Equity Share of Rs. 10/- each)	766.10	766.10	766.10	766.10	766.10
8	Earning per equity share (Rs.)					
	(1) Basic	0.05	0.00	0.04	0.05	0.13
	(2) Diluted	0.05	0.00	0.04	0.05	0.13

Note

- The above results for the half year ended 31-03-2021 have been reviewed by the Audit Committee in their meeting held on 29th June 2021 and approved by the Board of Directors in their meeting held on 29th June 2021.
- By mid of March 2020, novel corona virus (Covid-19) had spread across the world and since then the pandemic has severely affected public health and disrupted economic activities. In response to this pandemic, Governments across the world had to impose various restrictions including lockdowns and mandatory work from home requirements. This has affected the operations of the Company and has had impact on the sales and profitability amongst others. The Company is continuously monitoring the situation and taking necessary actions in response to the developments to minimise the impact and also to safeguard the assets and employees.
- Previous period's figures have been regrouped/reclassified wherever necessary.

For and on behalf of the Board of Directors

Anuroop Packaging Limited

Akash Sharma

Managing Director

DIN : 06389102

Place: Mumbai

Date : 29th June 2021

ANUROOP PACKAGING LIMITED**CIN: U25202MH1995PLC093625**

REGISTERED OFFICE ADDRESS : 105, Ambiste (Budruk), Gaurapur Road, At Post Khanivali, Taluka - Wada, District - Palghar, 421 303


Tele No. +91-22-49240182/3

Email id: anurooppackaging@gmail.com

Website: www.anurooppackaging.com

Statement of Audited Standalone Assests and Liabilities as at 31st March 2021**Rupees in Lakhs**

	Statement of Assets and Liabilities Particulars	As at (31-03-2021)	As at (31-03-2020)
A	<u>EQUITY AND LIABILITIES</u>		
	(1) Shareholders Funds:		
	(a) Share Capital	766.10	766.10
	(b) Reserve & Surplus	298.46	257.70
		-	-
	(2) Non-Current Liabilities	-	-
	(a) Long-Term Borrowings	97.94	102.32
	(b) Deferred Tax Liabilities (Net)	6.08	3.91
	(c) Other Long Term Liabilities	-	-
	(d) Long Term Provisions	2.35	2.35
		-	-
	(3) Current Liabilities	-	-
	(a) Short-term borrowings	276.65	209.20
	(b) Trade payables	-	-
	i) Total outsatnding dues of MSME	-	2.91
	ii) Total outsatnding dues other then MSME	57.05	13.87
	(c) Other current liabilities	32.98	60.71
	(d) Short-term provisions	39.09	30.84
	Total	1,576.71	1,449.92
B	<u>ASSETS</u>		
	(1) Non - Current assets		
	(a) Fixed Assets	236.53	238.60
	(b) Non-current investments	432.10	432.10
	(c) Deferred tax assets (net)	-	-
	(d) Long term loans and advances	88.10	88.10
		-	-
	(2) Current assets	-	-
	(a) Inventories	172.70	137.09
	(b) Trade receivables	343.56	226.87
	(c) Cash and cash equivalents	23.46	14.70
	(d) Short-term loans and advances	280.26	312.47
	Total	1,576.71	1,449.92


For and on behalf of the Board of Directors of**Anuroop Packaging Limited**

Akash Sharma
Managing Director
DIN : 06389102
**Place: Mumbai****Date : 29th June 2021**

Anuroop Packaging Limited
Cash Flow Statement for the period ended 31st March, 2021

Particulars	As at 31st March 2021 Rs.	As at 31st March 2020 Rs.
Cash flow from operating activities:		
Net Profit before tax as per the statement of profit and loss	56.66	135.46
Adjusted for:		
Depreciation and amortization expense	15.43	11.84
Interest received	(26.73)	(14.00)
Interest Paid	35.12	37.07
Payment for Gratuity	-	(2.21)
Cash generated from operations before working capital changes	80.49	168.18
Movements in working capital:		
(Increase) / Decrease in trade receivables	(116.70)	(17.07)
(Increase) / Decrease in Loans and Advances	32.21	(62.04)
(Increase) / Decrease in Inventories	(35.61)	(9.85)
(Decrease) / Increase in Short Term Borrowing	67.45	26.58
(Decrease) / Increase in Trade Payables	40.27	(49.92)
(Decrease) / Increase in Short Term Provision	8.25	(26.42)
(Decrease) / Increase in Other Current Liabilities	(27.73)	21.50
Cash Generated from / (Used In) Operations	48.62	50.96
Taxes paid (Net of refund)	13.73	35.84
Net cash generated from/ (Used In) operating activities	34.89	15.12
Cash flow from investing activities:		
Purchase of Fixed Assets	(13.35)	(6.40)
Purchase of Investment	-	-
Interest income	26.73	14.00
Net cash used in investing activities	13.38	7.60
Cash flow from financing activities:		
Proceeds from Share Issue	-	42.90
IPO Expenses	-	(8.46)
Borrowing from Bank / Related party	(4.38)	(24.59)
Deposit given for Lease	-	(2.64)
Finance cost	(35.12)	(37.07)
Net cash used in financing activities	(39.50)	(29.86)
Net increase / (decrease) in cash and cash equivalents	8.76	(7.15)
Cash and cash equivalents as at the beginning of the year	14.70	21.84
Cash and cash equivalents as at the end of the year	23.46	14.70
Cash and cash equivalent comprises of :		
Cash in hand	12.99	6.97
RD With Janseva Bank	1.25	2.85
FD With Janaseva Bank	-	-
Balance with banks	9.22	4.88
Total	23.46	14.70

For and on behalf of the Board of Directors of
Anuroop Packaging Limited

Akash Sharma



Akash Sharma
Managing Director
DIN : 06389102

Place: Mumbai
Date : 29th June 2021

ANUROOP PACKAGING LIMITED

CIN: U25202MH1995PLC093625

REGISTERED OFFICE ADDRESS : 105, Ambiste (Budruk), Gaurapur Road, At Post Khanivali, Taluka - Wada, District - Palghar, 421 303

Tele No.+91-22-49240182/3

Email id: anurooppackaging@gmail.com

Website: www.anurooppackaging.com

Statement of Audited Consolidated Financial Results for the Half and Year ended March 31,2021

Rs.in Lacs


Sr. No	Particulars	Figures for the half year ended on			Financial year ended on	
		31-03-2021	30-09-2020	31-03-2020	31-03-2021	31-03-2020
		(Audited)	(Un-Audited)	(Audited)	(Audited)	(Audited)
1	INCOME FROM OPERATIONS					
	(a) Revenue from operations	458.49	947.59	1,812.10	1,406.08	2,099.94
	(b) Other Income	44.98	50.63	1.47	95.61	39.84
	Total Income	503.47	998.22	1,813.58	1,501.69	2,139.78
2	Expenses:					
	(a) Cost of Materials consumed	293.48	17.02	166.71	310.50	318.00
	(c) Change in inventories of stock in trade	(3.50)	4.40	(0.97)	0.90	2.46
	(d) Employee Benefit Expenses	85.34	242.75	301.79	328.09	317.95
	(e) Finance Cost	27.51	16.21	26.84	43.72	43.69
	(f) Depreciation and Amortization Expense	15.91	10.65	13.83	26.56	17.36
	(g) Other Administrative Expenses	8.24	584.33	1,099.49	592.57	1,124.08
	Total Expenses	426.98	875.37	1,607.69	1,302.35	1,823.54
3	Profit /(Loss) before Tax (1-2)	76.49	122.85	205.89	199.34	316.23
4	Tax Expenses					
	(a) Current Tax	19.92	29.62	32.40	49.54	66.69
	(b) Deffered Tax	(1.54)	2.73	3.89	1.19	4.48
5	Net Profit / (Loss) for the period (3-4)	58.12	90.50	169.60	148.62	245.06
6	Other Comprehensive Income			-	-	-
7	Paid - Up equity share capital (Equity Share of Rs. 10/- each)	766.10	766.10	766.10	766.10	766.10
8	Earning per equity share (Rs.)					
	(1) Basic	0.08	0.12	0.22	0.19	0.32
	(2) Diluted	0.08	0.12	0.22	0.19	0.32

Note

- The above results for the half year ended 31-03-2021 have been reviewed by the Audit Committee in their meeting held on 29th June 2021 and approved by the Board of Directors in their meeting held on 29th June 2021.
- By mid of March 2020, novel corona virus (Covid-19) had spread across the world and since then the pandemic has severely affected publichealth and disrupted economic activities. In response to this pandemic, Governments across the world had to impose various restrictions including lockdowns and mandatory work from home requirements. This has affected the operations of the Company and has had impact on the sales and profitability amongst others. The Company is continuously monitoring the situation and taking necessary actions in response to the developments to minimise the impact and also to safeguard the assets and employees.
- Previous period's figures have been regrouped/reclassified wherever necessary.

For and on behalf of the Board of Directors

Anuroop Packaging Limited




Akash Sharma

Managing Director

DIN : 06389102

Place: Mumbai

Date : 29th June 2021

ANUROOP PACKAGING LIMITED

CIN: U25202MH1995PLC093625

REGISTERED OFFICE ADDRESS : 105, Ambiste (Budruk), Gaurapur Road, At Post Khanivali, Taluka - Wada, District - Palghar, 421 303

Tele No. +91-22-49240182/3

Email id: anurooppackaging@gmail.com

Website: www.anurooppackaging.com

Statement of Audited Consolidated Assests and Liabilities as at 31st March 2021

	Particulars	As at (31-03-2021)	As at (31-03-2020)
A	EQUITY AND LIABILITIES		
	(1) Shareholders Funds:		
	(a) Share Capital	766.10	766.10
	(b) Reserve & Surplus	598.25	450.18
	(2) Non-Current Liabilities		
	(a) Long-Term Borrowings	149.71	156.77
	(b) Long Term Provisions	9.26	9.26
	(c) Deferred Tax Liabilities (Net)	8.15	6.96
	(3) Current Liabilities		
	(a) Short-term borrowings	332.47	210.74
	(b) Trade payables	-	-
	i) Total outstanding dues of MSMEs	-	2.91
	ii) Total outstanding dues of creditors other than MSMEs	-	-
	(c) Other current liabilities	57.05	13.87
	(d) Short-term provisions	630.77	1,076.74
	Total	75.45	66.73
		2,627.20	2,760.25
B	ASSETS		
	(1) Non - Current assets		
	(a) Fixed Assets		
	Tangible assets	266.64	274.67
	Intangible assets	12.52	17.53
	(b) Non-current investments	6.34	6.34
	(c) Deferred tax assets (net)	-	-
	(d) Long term loans and advances	165.46	165.28
		-	-
		-	-
	(2) Current assets		
	(a) Inventories	172.70	137.09
	(b) Trade receivables	478.26	723.30
	(c) Cash and cash equivalents	266.44	481.02
	(d) Short-term loans and advances	1,258.82	955.01
	Total	2,627.20	2,760.25

For and on behalf of the Board of Directors of
Anuroop Packaging Limited

Akash Sharma



Akash Sharma
Managing Director
DIN : 06389102

Place: Mumbai

Date : 29th June 2021

Anuroop Packaging Limited
Consolidated Cash Flow Statement for the year ended 31st March, 2021

Particulars	As at 31st March 2021 Rs.	As at 31st March 2020 Rs.
Cash flow from operating activities:		
Net Profit before tax as per the statement of profit and loss	204.35	321.64
Adjusted for:		
Depreciation and amortization expense	21.55	12.35
Interest received	(95.61)	(39.84)
Interest Paid	43.72	43.69
Payment for Gratuity	-	(2.21)
Cash generated from operations before working capital changes	174.02	335.64
Movements in working capital:		
(Increase) / Decrease in trade receivables	245.04	(465.28)
(Increase) / Decrease in Loans and Advances	(258.33)	(178.55)
(Increase) / Decrease in Other Current Assets	(35.61)	(13.25)
(Increase) / Decrease in Inventories	67.45	(9.85)
(Decrease) / Increase in Short Term Borrowing	49.07	(15.90)
(Decrease) / Increase in Trade Payables	8.25	(49.92)
(Decrease) / Increase in Short Term Provision	(27.26)	(38.60)
(Decrease) / Increase in Other Current Liabilities	(418.24)	918.41
Cash Generated from / (Used In) Operations	(195.61)	482.69
Taxes paid (Net of refund)	50.09	85.04
Net cash generated from/ (Used In) operating activities	(245.70)	397.65
Cash flow from investing activities:		
Purchase of Fixed Assets	(13.53)	(42.97)
Purchase of Investment	(1.25)	-
Sale of Investment	2.85	
Interest income	95.61	39.84
Net cash used in investing activities	83.68	(3.13)
Cash flow from financing activities:		
Proceed From Share Issue	-	42.90
IPO Expenses	-	(10.46)
Borrowing from Bank / Related party	(7.06)	2.75
Deposit given	(0.18)	(2.82)
Finance cost	(43.72)	(43.69)
Net cash used in financing activities	(50.97)	(11.33)
Net increase / (decrease) in cash and cash equivalents	(212.99)	383.19
Cash and cash equivalents as at the beginning of the year	478.18	94.99
Cash and cash equivalents as at the end of the year	265.19	478.18
Cash and cash equivalent comprises of :		
Cash in hand	15.44	7.60
Fixed Deposits with Janaseva Sahakari Bank (Borivli) Ltd	-	200.00
Balance with banks	249.75	270.57
Total	265.19	478.18

For and on behalf of the Board of Directors of
Anuroop Packaging Limited

Akash Sharma



Akash Sharma
Managing Director
DIN : 06389102

Place: Mumbai
Date : 29th June 2021